






Acclimating Your New Fish:

-  Float the fish in unopened bag in your aquarium for 15-30 minutes.
-  Add a little aquarium water to the bag every 5 minutes.
-  Release or net your fish into the aquarium.
-  If you have existing fish in the aquarium, you should feed them before releasing your new fish.
-  If you have existing aggressive fish, you may want to re-arrange the aquarium before releasing new fish.



Membership Program

Join our membership program and enjoy savings on every visit:

 **10% OFF All Fish**

 **10% OFF Reptiles**

 **10% OFF Dry Goods**

*Visit our website, or ask us for more information.

\$5 OFF
Your Next Purchase
of \$50.00 or more.

Limit 1 coupon per customer, per visit.



Equipment Checklist:

Aquarium & Stand 

Filtration System 

Substrate 

Powerhead 

Aquarium Heater 

Air Pump & Stone 

Proper Lighting 

New Tank Setup:

- 1) Clean, level and place aquarium in desired location.
- 2) Install sump, wet/dry filters, plumbing, and heater.
- 3) If desired, install power heads.
- 4) Add your substrate and fill aquarium with water.
- 6) Add decorations, and turn on your system, checking for leaks.
- 7) Install proper lighting fixture.
- 8) Cycle the tank before adding live-stock.
- 9) Monitor water quality and continue to add more fish.
- 10) Begin a scheduled maintenance program for water and filtration changes for a successful aquarium!



Freshwater Fish Guide



952.474.4688

5623 Manitou Road
Excelsior MN 55331

www.TheFishGuyShop.com

Hours:
Mon-Sat 10-8
Sun 12-6

